



Snip & Stitch NEWS

FALL

to

WINTER

Sept. 2025 - Feb. 2026
Class Schedule

**Ron Collins
& Special
Events**

Calendar

**U.F.O. and
Sit & Sew
Days**

**Guide
Lessons**

**Embroidery
Software**

**Ruler
& Quilt
Classes**

**Clubs
&
Café**

**Serger
Zone**

**Cathy's
Garment
Classes**

♥♥ ***Our Team Loves What We Do*** ♥♥

♥♥♥♥
Sit & Sew Days Are Back!

**Machine
Embroidery
& Sewing
Techniques**



Thank you for choosing Snip & Stitch Sewing Ctr. for your creative endeavors! Our team is excited to have you join our classes and learn new skills. To ensure an enjoyable and fair experience for everyone, we have amended our store policy regarding class enrollment.

Registration: By registering for a class, either online or in-store you are entering into a contract for participation in that class. Before registering carefully consider your schedule and availability before enrolling. You can register in store or online for your convenience. It is sew easy! (www.snipandstitch.com)

In Store Credits and Refunds: In the event that you are unable to attend your class we are unable to offer refunds or in-store credits. We understand that unexpected circumstances happen, but we are unable to accommodate individual refund requests.

Waitlist Exception: We do have an exception to our refund policy. If there is an existing waitlist for the class you are enrolled in and we are able to fill your spot with someone from the waitlist, we will then gladly provide you with a class voucher. Class registrations are non-transferable.

Class Requirements: Please note that classes have a minimum requirement of enrollment. We all work really hard to meet these requirements and run the class as scheduled. If the minimum class requirement is not met, participants will be notified 1 week in advance. In this instance where we cancel a class, a full refund will be issued. We at Snip and Stitch love what we do and try very hard to maintain a pleasant, enjoyable atmosphere in our classroom.

Make sure to bring all required supplies to class! There is a basic supply list for all classes and at times an additional supply list may be required and provided by our instructors. If you have any questions regarding a class or supply list, feel free to talk to one of our staff. A 15% discount will be given on any items purchased during class excluding items with prices ending in .99, sewing machines, sergers and cabinets.

Thank you for letting us be a part of your
"sewing experience".
– Kathy, Perry and the Team



Holiday Closures

National Day for Truth and Reconciliation

Sun., Sept. 28th - Tues., Sept 30th

Thanksgiving Day

Sun., Oct. 12th - Mon. Oct 13th

Remembrance Day

Sun., Nov. 9th - Tues., Nov. 11th

Christmas & New Years Closed for 8 Days

Thurs., Dec. 25th - Thurs., Jan 1st

Family Day

Sun., Feb 15 - Mon., Feb 16, 2026

SPECIAL EVENTS

3-10

SIT & SEW DAYS

11

U.F.O. CLASSES FOR EVERYONE

12-13

GUIDE LESSONS

14-15

SERGER ZONE

16

GARMENT SEWING

17-18

RULER & QUILT CLASSES

19-22

MACHINE EMBROIDERY & SEWING TECHNIQUES

23-26

EMBROIDERY SOFTWARE

27

CLUBS & CAFÈS

28

CALENDAR INSERT PAGES

29-34

Don't forget your Snip & Stitch Loyalty Card!
When it is full, get a \$25 Credit
on your next purchase.
(It is your responsibility to keep your card.)



**bernette 08
Straight Stitch**

Mechanical _____ ✓
Sewing Stitches _____ 1
Work Space Height _____ 140mm
Speed Control _____ ✓
Adjustable Presser Foot _____ ✓
Pressure _____

\$2,499
MSRP \$2,899

OESD **LONGARM**
quilting

OESD's familiar **quality** and **support**
combined with **expertly crafted designs**.

100's of unique **digital designs**
& **weekly new releases!**

Discover exciting **collaborations**
with your favorite **fabric designers**.

Ron Collins - New Quilted Sneaker Workshop

Ron Collins - \$150.00 + Supplies

Now here is a cool and creative way to add to your shoe collection with people saying, "I can't believe you made them!!!" The European design sneaker sole kit allows you to create your own quilted pattern that is available in unisex shoe sizes ranging from 36-47 (EU) with the choice of 3 different sole colours (black/white/natural), 3 different heights (super low/low/high-tops) and contrasting fabrics for the shoe, tongue and lining. Fabric should be pre-quilted before class as per supply list.

The kit must be ordered well in advance of the class from Fabriculous.com. Ron will supply the fabric hole punches and eyelet setters to use during class.

Join us in a fancy footwork workshop!

Supply list is on our website.



Wed., Nov. 19th - 9:30 to 4:30

Or

Wed., Nov. 26th - 9:30 to 4:30

Or

Thurs., Nov. 27th - 9:30 to 4:30

RCQSW1125#1

RCQSW1125#2

RCQSW1125#3

NEW DATES!

Wed., March 4th, 2026 - 9:30 to 4:30

Or

Tues., June 16th, 2026 - 9:30 to 4:30

RCQSW0326

RCQSW0626

Please Bring Your Own Lunch

FULL

Ron Collins *3 Day Ultimate Retreat*

Ron Collins - \$425.00 + Supplies

Three days with Ron Collins and the ultimate sewing retreat. Is fitting your nemesis? Bring your favourite patterns and muslins to uncover tips and techniques for fitting. Go home with patterns altered just for you. Is it time to liberate some of those fabrics you are afraid to cut into? With Ron by your side, and you working on whatever you want, he will teach you some time saving techniques for professional looking results. All levels welcome, from beginners to extremely advanced. If you just want to relax and have a great time, bring any sewing project your heart desires and Ron will help you overcome those trouble spots in fit and construction. Get ready to sew!

Supply list is on our website.

Fri., Sat. & Sun., March 6th, 7th, & 8th 2026 - 9:30 to 4:30 - Each Day RC3DR0326

Or

Thurs., Fri. & Sat., June 18th, 19th & 20th 2026 - 9:30 to 4:30 - Each Day RC3DR0626

Please Bring Your Own Lunch



As a Special Summer Retreat Bonus, Register for Ron Collins Ultimate Retreat 1 Day at a Time as Well!

Ron Collins - \$142.00 + Supplies

If you can't make all 3 days you can now register for 1 day or 2 days.

Supply list is on our website.

Thurs., June 18th, 2026 - 9:30 to 4:30 RC3DR0626Thur

Or

Fri., June 19th, 2026 - 9:30 to 4:30 RC3DR0626Fri

Or

Sat., June 20th, 2026 - 9:30 to 4:30 RC3DR0626Sat

Please Bring Your Own Lunch



Exclusive Day Sewing With Ron Collins

Ron Collins - \$150.00 + Supplies

This is your chance to spend an exclusive day with Ron Collins. With Ron by your side, and you working on whatever you want, he will teach you some time saving techniques for professional looking results. All levels welcome, from beginners to extremely advanced. Bring any sewing project your heart desires to this exclusive day of sewing! You could also just add this day onto "Ron's 3 day Ultimate Retreat" which is scheduled to start the next day.

Supply list is on our website.

Thurs., Nov. 20th - 9:30 to 4:30 **RCEDWR1125**

Or

Thurs., March 5th, 2026 - 9:30 to 4:30 **RCEDWR0326**

Or

Wed., June 17th, 2026 - 9:30 to 4:30 **RCEDWR0626**

Please Bring Your Own Lunch



Ron Collins One Day Workshop Pattern Alteration & Body Measurements

Ron Collins - \$155.00 (Includes Kit & Supplies)

In this hands-on workshop you will learn how to identify fitting problems and how to solve them. We will also take 28 body measurements for you. Every student will have an alteration package to take home with them showing all the alterations that they have done. Ron will give you the inside scoop on what pattern companies run larger and which ones tend to run true to measurements. See the difference in sizing charts in major pattern companies and how to choose the right size for you and how to avoid disappointment in fitting.

Supply list is on our website.

Tues., March 3rd, 2026 - 9:30 to 4:30

RCPABM0326

Please Bring Your Own Lunch

Back by
popular
demand



SPECIAL EVENTS

6

Bags... Bags... & More Bags With Brenda

Brenda Stupich - \$20.00

NEW CLASS!

Brenda is in love with bag making. It doesn't matter if it is a multi purpose pouch, overnight bags, beach bags, wallets, purses, sewing supply organizers you name it Brenda has made it. This is a show and share where she will show lots of her creations. Other items Brenda is famous for is her creative storage bags/pouches, cosmetic bags/shaving kit bags, backpacks, art supply bags/totes and storage/organizer bins/bags.

We will be taking names for future bag classes with Brenda. What would you like to learn?

Supply list is on our website.

Sat., Nov. 15th - 10:00 to 12:00

CLABB1125



Exploring Jane Austen Costumes

Barbara Day Sort - No Charge, call the store to register

It all started with a book - Pride & Prejudice. In 2017, her regular friend and seamstress was too busy to make her more Regency-style outfits for her to wear to Jane Austen events, so after 35 years of not sewing and with only high school sewing, she decided to try to sew the outfits herself. Since then, Barbara has made 25 dress, 5 pelisses (coats), 9 spencers (high-waisted jackets) and numerous matching purses and hats/bonnets, many of which have complex machine-embroidery on them (had to buy an embroidery machine too!)

Register early to hold your seat!

Sat., Nov. 8th - 10:00 to 12:00

EJAC1125



SCHMETZ: What Needle Should I Use? A Virtual Event

Rhonda Pierce - No Charge, call the store to register
Julie will be monitoring

Confused about what needle to use? What do all those numbers mean on the needle package? Is changing the needle really that important before it breaks? What needle should I use? Successful sewing is often about paying attention to the little things - like the needle in your sewing machine. Get the low-down about how this little piece of steel can solve some very BIG problems, including broken threads, skipped stitches and puckered fabrics. Your sewing machine is an investment and protection begins by using the very best needle. Sew SCHMETZ! Do you need help setting up for Zoom? Let us know and we will help you.

This is a virtual event but if you would like to come and watch it in store with Julie, just let us know.

Wed., Feb. 11th, 2026 - 10:00 to 12:00

SWNSIU0226



SCHMETZ



What Judges Observe at all Levels of Quilting **Bonnie Rankin - \$10.00**

Bonnie has been quilting for 35 years and comes from a family of quilters with both her mother and father having been award winning quilters. She has seen quilting evolve from traditional quilts to modern and art quilts using multi mediums and innovative, interpretative techniques. She has been active in quilting both in Ontario and British Columbia holding guild executive positions in both provinces. As well, she was the President of the Canadian Quilters Association (CQA/ACC) and was the Eastern Ontario Regional Representative and Youth Program Director for the national organization. She is a CQA/ACC Certified Quilt Judge and the 2026 Jury Coordinator for Quilt Canada. She hopes to encourage quilters of all levels and skills to exhibit and share their work

Bonnie will speak about what judges observe at all levels of quilting as well as tips and tricks on how to improve your work. If you are unable to attend at 10:00 she will also be at the store from 11:00 am until noon answering individual questions or sharing advice concerning a project you are working on. Come have your burning questions answered and enjoy some time to shop and add to that stash!

Register early to hold your seat!

Fri., Oct. 10th - 10:00 to 12:00

WJLQ1025



SPECIAL EVENTS

8

Learn How to Maintain Your Sewing Machine with our Technicians - Charles & Perry

\$30.00 + Supplies

Back by popular demand



Have you always wondered how to clean and maintain your sewing machine to prolong its life? Then you will want to attend this class taught by Perry and Charles. In this class you will learn how and where to oil your machine, what should be cleaned on a regular basis, basic trouble shooting techniques and more!

Supply list is on our website.

Thurs., Sept. 4th - 10:00 to 1:00

FULL

MORE NEW DATES!

Thurs., Oct. 9th - 10:00 to 1:00

LHMYSM1025

Thurs., Jan. 8th, 2026 - 10:00 to 1:00

LHMYSM0126



“Tuffet” 2 Day Retreat Workshop - Coming Soon

Create your own Tuffet. Choose from either an embroidery design or sewing design.

New Dates in Spring 2026 - Contact Hyacinte or Kathy to be put onto the waitlist

Yes, we have tuffet kits for sale.

1. Tuffet kit with pattern and unfinished legs
(Part #745763) - \$199.99

2. Tuffet kit with unfinished legs (no pattern)
(Parts #745779) - \$175.99



Introducing Twilight Garden Quilt Along "Demo"

Donna - \$299.00 Includes Skill Hub Card (\$300 Value) & 12 Demo Lessons

The Twilight Garden Quilt is designed to show case the creative features found on the Bernina 990 and the 790 Pro. The quilt is broken down into sections by technique, feature or accessory used and then sorted into lessons. Each in-store demonstration will include a video, a demonstration of the technique and the instructions to complete the technique when you go home. The quilt can be made in two sizes – 96" X 96" or 60" X 72". A Skill Hub Card is included in the class fee so you can review the video's at your convenience

Supply list is on our website.

#1 - Sat., Jan. 12th, 2026 - 1:00 to 4:00

#2 - Sat., Feb. 14th, 2026 - 1:00 to 4:00

More dates to be announced Spring 2026

ITGQA0126



Bernina B990 VIP Club 12 Months of Exclusive Learning

Donna - \$1,200.00 or No Charge to Our Owners

Get to know the exclusive and many features of your Bernina 990! Over the course of 12 months, through demonstration and hands on experiences, you will learn all the fabulous sewing, embroidery and quilting features of this exciting new machine. This exclusive B990 VIP Club is free for our new owners. Special pricing for all others. You must be registered to attend.

Supply list is on our website.

**MORE
NEW DATES!**

#7 - Fri., Oct. 31st - 10:00 to 4:00

#8 - Fri., Dec. 19th - 10:00 to 4:00

#9 - Fri., Feb. 20th 2026 - 10:00 to 4:00

#10 - Fri., April 24th 2026 - 10:00 to 4:00

#11 - Fri., June 12th 2026 - 10:00 to 4:00

#12 - Final class will be announced after
"Bernina University"

BB990VC1124

Please Bring Your Own Lunch



Meet the Bernina
B990!



Compelled to Action “Sewers & Quilters Needed.”

Donna - \$5.00 (Donated to Crossroads Pregnancy Centre - pattern provided if needed)

Join us to make quilts for Crossroads Pregnancy Centre. The size of these quilts should be no bigger than 36” x 48” (or as close to those measurements as possible.) Donna has created a pattern if needed.

“At Crossroads we believe that ALL life has intrinsic value. We care deeply for every child, parent and person who walks through our door in need. The world can be a cruel place for those experiencing fear, uncertainty and grief surrounding pregnancy and loss, but we aim to be a place where all are met with compassion and respect. Our conviction compels us to action. So what does that look like.

Crossroads Pregnancy Centre provides non-judgmental education & support to individuals in an unplanned pregnancy and those affected by abortion or pregnancy/infant loss. We provide peer-counselling with practical, emotional and spiritual support.

Supply list is on our website.

Register early to hold your seat

Thurs., Nov. 13th - 10:00 to 4:00

CPCF1125 Please Bring Your Own Lunch



Sit & Sew Days with Snip & Stitch

No Teacher - \$7.50/Session

Sat., Sept., 20th - 10:00 to 4:00

SSD0925

Thurs., Oct. 2nd - 10:00 to 4:00

SSD1025

Thurs., Oct. 16th - 10:00 to 4:00

SSD1025#1

Tues., Nov. 18th - 10:00 to 4:00

SSD1125

Tues., Dec. 16th - 10:00 to 4:00

SSD1225

Wed., Jan. 14th, 2026 - 10:00 to 4:00

SSD0126

Thurs., Jan. 15th, 2026 - 10:00 to 4:00

SSD0126#1

Tues., Feb. 10th, 2026 - 10:00 to 4:00

SSD0226

Thurs., Feb. 19th, 2026 - 10:00 to 4:00

SSD0226#1

Please Bring Your Own Lunch

Sit & Sew Snip & Stitch



Have fun working and socialising with friends in our classroom. Sit & Sew day is not designed as instructional time or a U.F.O. class. Bring your project, lunch, your machine and tools and have fun!

Register early to hold your space, limited seating.



I don't need
THERAPY



I just need more time
WITH
my sewing machine

DAYTIME

Daytime U.F.O.

Cathy M. - \$40.00/Session + Supplies

Tues., Sept. 23th - 2:00 to 5:00 **DUFO0925**

Tues., Oct. 21st - 2:00 to 5:00 **DUFO1025**

No class in November

Tues., Dec. 9th - 2:00 to 5:00 **DUFO1225**

Tues., Jan 13th, 2026 - 2:00 to 5:00 **DUFO0126**

Tues., Feb. 17th, 2026 - 2:00 to 5:00 **DUFO0226**

Daytime U.F.O. is designed for students who need some help getting started on a project, some guidance in getting to the next step on a project, or are looking to learn a technique and make a sample to take home. For example, students have learned how to baste and bind quilts, and had help on garments, or home décor items. All are welcome here.

Supply list is on our website.



AFTERNOON

Afternoon U.F.O.

Julie - \$40.00/Session + Supplies

Wed., Sept. 24th - 2:00 to 5:00 **UFO0925AJ**

Wed., Oct. 29th - 2:00 to 5:00 **UFO1025AJ**

Wed., Nov. 12th - 2:00 to 5:00 **UFO1125AJ**

Wed., Dec. 17th - 2:00 to 5:00 **UFO1225AJ**

Wed., Jan 28th, 2026 - 2:00 to 5:00 **UFO0126AJ**

Wed., Feb 25th, 2026 - 2:00 to 5:00 **UFO0226AJ**

There is an eerie silence in your sewing room at night, There are piles of unfinished and un-started projects just waiting for attention. By morning they seem to have multiplied all on their own. It's time for action. It's time for U.F.O. with Julie!

Supply list is on our website.



EVENING

Evening U.F.O.

Julie - \$40.00/Session + Supplies

Wed., Sept. 24th - 6:00 to 9:00 **UFO0925E**

Wed., Oct. 29th - 6:00 to 9:00 **UFO1025E**

Wed., Nov. 12th - 6:00 to 9:00 **UFO1125E**

Wed., Dec. 17th - 6:00 to 9:00 **UFO1225E**

Wed., Jan 28th, 2026 - 6:00 to 9:00 **UFO0126E**

Wed., Feb 25th, 2026 - 6:00 to 9:00 **UFO0226E**

There is an eerie silence in your sewing room at night, There are piles of unfinished and un-started projects just waiting for attention. By morning they seem to have multiplied all on their own. It's time for action. It's time for U.F.O. with Julie!

Supply list is on our website.



ALL DAY

All Day U.F.O.**Julie - \$79.00 + Supplies****Mon., Dec. 8th - 10:00 to 4:00****ADUFOJ1225**

A whole day to sew with no distractions, what more could we ask for as we take all those unfinished projects out of the bags and boxes to become finished masterpieces. This class is also a great way to work on projects that you would like to start but need a little help with. Knowledgeable instruction makes "finishing" easy.

Supply list is on our website.

Please Bring Your Own Lunch



ALL DAY

All Day U.F.O.**Cathy M. - \$79.00 + Supplies****Mon., Nov. 3rd - 10:00 to 4:00****ADUFOC1125**

Have a project where a 3 hour session isn't quite long enough? Come and take advantage of a whole day to sew with help to guide you through. Quilting, garments, home décor sewing, all are welcome.

Supply list is on our website.

Please Bring Your Own Lunch



TWO DAY

Two Day U.F.O. Retreat**Julie - \$149.00 + Supplies**
Sun. & Mon., Nov. 16th & 17th
10:00 to 4:00 Each Day
TDUFOR1125

Or

Sun. & Mon., Feb. 1st & 2nd, 2026
10:00 to 4:00 Each Day
TDUFOR0226

What could be better than two whole days of uninterrupted sewing pleasure as we take all of those unfinished projects out of the closet to become finished masterpieces? This class is also a great way to work on projects that you would like to start but need a little help with. Knowledgeable instruction available to make "finishing" oh, so easy!

Supply list is on our website.

Please Bring Your Own Lunch



Master the Basics with Snip & Stitch

We offer a wide array of machine technique classes to help you to take your sewing machine, serger or software to the next level.

Check these classes out.
There is something for everyone!

DID YOU KOW?

We carry a full line of stabilizer's and machine embroidery threads for the need of any project.



Janome Memory Craft 550E or 500E GUIDE LESSON

Donna - \$150.00 or No Charge to Our Owners

Donna will guide you through exploring how to make your new embroidery machine sing! Saving designs, combinations, editing, stabilizing, needles, care, oiling will all be covered.

Sat., Sept. 27th - 10:00 to 4:00

JANOME

JMC550E0925

Reliability by Design

Please Bring Your Own Lunch

Please call the store to register for this class if you are a new owner.

Supply list is on our website.



Get to Know Your BERNINA L890

Donna - \$150.00 or No Charge to Our Owners

You'll receive a comprehensive workbook. We will focus on basic navigation, selecting a stitch, manual settings as well as a review of differential feed and the various serger stitches and their use. This is a full day guide lesson.

Thurs., Dec. 4th - 10:00 to 4:00

BERNINA

GKYBL8901225

made to create

Please Bring Your Own Lunch

Please call the store to register for this class if you are a new owner.

Supply list is on our website.



Get to Know Your BERNINA Sewing Machine

Donna - \$150.00 or No Charge to Our Owners

Sat., Oct. 25th - 10:00 to 4:00

GKYBSM1025

Please Bring Your Own Lunch

BERNINA

made to create

You'll receive a comprehensive workbook that we will go through to demystify breadcrumbs, program pattern end, the "I" menu, pattern function, basic stitches, combi mode, just to name a few. Suitable for owners of the following machines: 880 Plus, 790 Pro, 790 Plus, 770's, 740, 735, 590 and 570QE. This is a full day guide lesson.

Please call the store to register for this class if you are a new owner.

Supply list is on our website.

Get to Know Your BERNINA Embroidery Machine

Donna - \$150.00 or No Charge to Our Owners

Sat., Dec. 13th - 10:00 to 4:00

GKYBEM1225

Please Bring Your Own Lunch

BERNINA

made to create

This class is designed to help you master the embroidery functions of your BERNINA 500, 570QEE, 590E, 700, 735, 770's, 790Plus, 880Plus or 790 Pro machine and will cover the basics of set up, stabilizers, hooping techniques, combining designs, and on-board editing. This is a full day guide lesson.

Please call the store to register for this class if you are a new owner.

Supply list is on our website.

BERNINA Hoop Frame – Key Features

- Take-up rail with easy-access and removal of machine
 - effortlessly change or take-down your machine
 - DSM users can easily access their machine when needed to sew
 - Q 16 (PLUS) users can easily change to a table model for detail work



- Sturdy, rigid design for working skillfully as long as needed
- Quilting in comfort whether sitting or standing is preferred



BERNINA
made to create

Serger 101

Cathy M. - \$40.00 + Supplies

Have a serger that you aren't using or need a refresher? All makes and models welcome here to get the basics covered. Threading, maintenance and basic stitches will be covered. Samples will be made to take home for reference.

Sat., Dec. 6th - 2:00 to 5:00

Supply list is on our website.

S1011225



Serger Stitches for Garment Sewers - Demo


Cathy M. - \$20.00 + Supplies

Confused about what stitch to use on your serger with garment sewing? In this demo class we will show garments from our closets and explain how different serger stitches can be used for professional results. Let's make the best use of our sergers when making garments.

Sat., Nov. 1st - 2:00 to 5:00

Supply list is on our website.

SSFGS1125



STAFF PICKS

Janome Mylock 454 Sailing line



Save \$129

NOW \$699

MSRP: \$829

JANOME

bernette 64 Overlock



Save \$1,000

NOW \$1,699

MSRP: \$2,699

bernette
SWISS DESIGN

Husqvarna Amber Air S1500



Floor
Model
Special

Save \$1,560

NOW \$3,989

MSRP: \$5,549

Husqvarna

VIKING

Garment Sewer's 2 Day Retreat

Cathy M. - \$149.00 + Supplies

Fri. & Sat., Oct. 17th & 18th
10:00 to 4:00 Each Day
GS2DR1025

Or

Sun. & Mon., Feb. 8th & 9th, 2026
10:00 to 4:00 Each Day
GS2DR0226

Students in this retreat will have the opportunity to work on any garment project they like. We are here to help whether it is with marking, instructions, cutting out, a technical challenge, fitting issues or just needing to get the project done. Two days without distractions to get those projects wearable.

Supply list is on our website.

Please Bring Your Own Lunch



Tips and Tricks for Tailored Blouses

Cathy M. - \$108.00 + Supplies

Prep Class: Tues., Oct. 7th - 10:00 to 1:00

#1 - Tues., Oct. 28th - 10:00 to 4:00
Final Class

Want to level up your sewing of button front blouses and shirts? Want to learn the tricks that the instructions don't give you? Come make the Archer by Grainline Studios. Choose your view. Skills include perfect collar points, interfacing, sleeves with plackets and cuffs, collar stands, topstitching, buttonholes and sewing buttons on by machine. Students will receive a tip sheet from Cathy.

Supply list is on our website.



TTFTB1025

Please Bring Your Own Lunch

Make a Bias Dress or Top

Cathy M. - \$108.00 + Supplies

The Emerald Dress is a bias cut shirt dress. It has a fancy V shaped neckline, pockets and a curved faced hem. Learn how to handle fabrics on the bias, apply facings, insert side pockets and different seam finishes. You can choose to make the top if you prefer.

Prep Class: Tues., Feb. 3rd, 2026 - 10:00 to 1:00

**#1 - Tues., Feb. 24th, 2026 - 10:00 to 4:00
Final Class**

**Supply list is
on our website.**



MBDOT0226

Please Bring Your Own Lunch

The Trillium Dress

Cathy M. - \$108.00 + Supplies

The Trillium Dress is from Made By Rae patterns. It features elastic shirring in the back, different bust sizes, scoop or cut out neckline, sleeve options, and side pockets in the dress. Learn how to do the shirring, finish armholes with bias tape, pleating the skirt front, and more. There is an optional longer sleeve available as a download.

Prep Class: Tues., Oct. 14th - 10:00 to 1:00

**#1 - Tues., Nov. 4th - 10:00 to 4:00
Final Class**

**Supply list is
on our website.**



TTD1025

Please Bring Your Own Lunch

Take Your Free Motion Quilting Skills to the Next Level Club

Julie - \$229.00 + Supplies

#6 - Wed., Sept 10 - 10:00 to 4:00
Final Class

TFMQNLC0325

Please Bring Your Own Lunch

Join me as we explore a variety of FMQ techniques to help you expand and perfect your Free Motion Quilting skills. Subjects covered will include designing and stitching all-over and background fill designs, grid-based quilting, bobbin quilting, thread sketching and yarn couching. Each technique will be presented as a small project designed to encourage a progression of smooth hand movements, thread knowledge and design confidence.

Supply list is on our website.



Ruler Quilting Fun 4 All Club

Julie - \$229.00 + Supplies

#5 - Mon., Sept. 8th - 10:00 to 4:00

#6 - Mon., Oct 6th - 10:00 to 4:00
Final Class

RQF4AC0425

Please Bring Your Own Lunch

Are you ready to take your ruler quilting to the next level? This club is for you. We will explore a series of strategies and techniques for using your rulers such as how to enhance pieced areas of blocks and borders, what rulers are best for filling negative space, how each ruler can be used to create a variety of designs, all over quilting with rulers, yarn couching ruler work and how to work with larger projects.

Supply list is on our website.



NEW CLASS!

Jelly Roll Jam

Julie - \$69.00 + Supplies

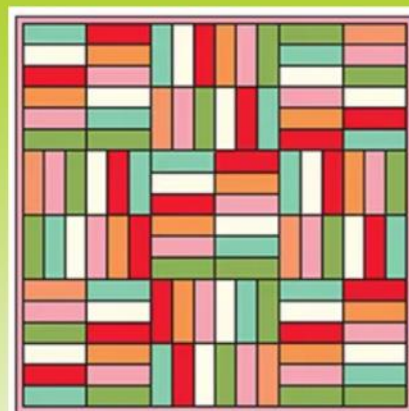
Mon., Oct. 27th - 10:00 to 4:00

JRJ1025

Please Bring Your Own Lunch

Enjoy a day of fun and laughter as we race one another to the finish of this sweet and simple quilt. Made with just one jelly roll, it's the perfect size for a baby quilt, lap quilt, or even a table topper, yet so pretty and fast to make that you'll want to make it again and again.

Supply list is on our website.



Finished Size: 36 1/2" x 36 1/2"

Decorative Free Motion Quilted Table Runner

Julie - \$149.00 + Supplies

#1 - Fri., Dec. 12th - 10:00 to 4:00

#2 - Fri., Jan. 16th 2026 - 10:00 to 4:00
Final Class

DFMQTR1225

Please Bring Your Own Lunch

This class is for those who are comfortable with free motion quilting and ready to take their skills to the next level. Students will learn how to design and stitch several free motion quilting designs, then use their favourite to quilt an easy pieced table runner. Emphasis will be placed on achieving smooth hand movement, fingertip control, balanced tension and working with decorative threads.

Supply list is on our website.



Reverse Applique with Ruler Quilting

Julie - \$69.00 + Supplies

#1 - Wed., Oct. 8th - 10:00 to 1:00

#2 - Wed., Oct., 22nd - 10:00 to 1:00
Final Class

RARQ1025

Ruler quilting is both fun and versatile. One of the many design variations possible is the creation of reverse applique designs at the same time as you quilt your project. Students will stitch a beautiful designer table runner as they learn this fascinating process.

Supply list is on our website.



Introduction to Free Motion Quilting "Learn from an Expert"

Julie - \$72.00 + Supplies

#1 - Wed., Oct. 15th - 2:00 to 5:00

#2 - Wed. Oct. 22nd - 2:00 to 5:00
Final Class

ITFM1025

Students will learn the basics of free motion quilting as they stitch a sampler of simple shapes that will help them master smooth hand movements and fingertip control. Batting, thread, needle choices and machine settings will be discussed along with correct body and hand positioning for smooth, enjoyable stitching results.

Supply list is on our website.



What's Ruler Work All About? Demo

Julie - \$20.00

Wed., Oct. 8th - 2:00 to 4:00

WRWAA1025

Have you heard the term Ruler Work but aren't sure what it means? Are you curious about what it is and how it's done? Would you like to know more about the tools and equipment required? Come and learn all about it as I demonstrate this fabulous style of free motion quilting.



Barn Star Stash Busters Club

NEW CLASS!

Cathy M. - \$199.00 + Supplies (Must purchase book to take class)

#1 - Mon., Oct. 20th - 10:00 to 4:00

#2 - Mon., Dec. 15th - 10:00 to 4:00

#3 - Mon., Jan. 26th, 2026 - 10:00 to 4:00

#4 - Mon., Feb. 23rd, 2026 - 10:00 to 4:00
Final Class

BSSBC1025

Please Bring Your Own Lunch

Got scraps? Want to use them up and learn some great techniques for making classic quilt blocks? Join us for our Stash Buster Club using the Barn Star Sampler Book. We will demo each block in the book during the first 3 classes and then put them together in the 4th class. Have fun learning the cutting, sewing and pressing tips that make a difference.

Supply list is on our website.



New Look at Rag Quilts With a Panel

NEW CLASS!

Cathy M. - \$79.00 + Supplies (Must purchase available kit to take class)


#1 - Tues., Oct. 7th - 2:00 to 5:00

#2 - Tues., Oct. 14th - 2:00 to 5:00
Final Class

NLRQP1025

Learn how to make a rag quilt with a panel in the centre. The kit made for this class has the flannel needed for the front and back. You supply the batting and thread. Learn how to cut and sew the blocks, quilt the panel and put it all together. Discussion about how you would use this technique for other projects will be covered as well.

Supply list is on our website.



Emily Taylor Collage “New Method”

Cathy M. - \$108.00 + Supplies (Must purchase available pattern with foundation to take class)

Prep: Tues., Dec. 2nd - 10:00 to 1:00

#1 - Tues., Jan. 20th, 2026 10:00 to 4:00
Final Class

ETC1225

Please Bring Your Own Lunch

Learn how to collage on a cotton foundation panel while making the Lizzies Garden collage top. No tracing necessary! First class will be for fabric and notion discussion. Students will start the prep work necessary to be ready to make the quilt top in the second class. Quilting and finishing will be discussed at the end.

Supply list is on our website.



The Quilt Binding Bible Hands On

Cathy M. - \$59.00 + Supplies (Must purchase book to take class)

Sat., Dec. 20th - 10:00 to 4:00


QBBHO1225

Please Bring Your Own Lunch

The Quilt Binding Bible by Marci Baker has 25 different binding methods. Come and make samples of some of the less common ones in this hands on class. We will work through the tips to make your binding flawless.

Supply list is on our website.

NEW CLASS!



Pick Your Animal! Using the Jelly Roll Animals Quilt Book

Cathy M. - \$108.00 + Supplies (Must purchase book to take class)

Prep: Tues., Dec. 2nd - 2:00 to 5:00

#1 - Tues., Jan. 6th, 2026 10:00 to 4:00
Final Class

PYA1225

Please Bring Your Own Lunch

The Jelly Roll Animal Quilts book by Ira Rott has 9 different animals all made from 2.5" strips. Choose your favorite and learn how to master those angles! Each animal can then be made into a rug, wallhanging or a larger project with the book instructions.

Supply list is on our website.



23 MACHINE EMB. & SEWING TECHNIQUES

Janome Continental M17 VIP Club

Donna - \$199.00 or No Charge for our owners + Supplies

Must already be registered!

#5 - Thurs., Sept. 25th - 10:00 to 4:00

**#6 - Thurs., Nov. 6th - 10:00 to 4:00
Final Class**

JCM17VIPC0325

Please Bring Your Own Lunch

Spend time with Donna as she demonstrates all the powerful features of your Janome Continental M17. Each day will focus on a different area of the machine. Donna will also demonstrate the use of various apps and the Artistic Digitizer software that will enhance the use of your machine. Bring your notebook, pen, questions, completed projects and enthusiasm. This is a special club for our owners. Special pricing for all others.

Supply list is on our website.



Hoopsisters Sampler Bouquet-Embroider Along

Donna - \$59.00 + Supplies (Must purchase design from our website)

#1 - Sat., Oct. 11th - 10:00 to 12:30

#2 - Sat., Nov. 1st - 10:00 to 12:30

**#3 - Sat., Dec. 6th - 10:00 to 12:30
Final Class**

HSB1025

Hoopsisters methods are tried and true! Join this Embroider Along Demo and find out just how easy it is to create a quilt in the hoop that includes applique, piecing and quilting. Two sizes and two layouts are offered for the most flexibility. Purchase of design collection through Snip and Stitch is required to participate in this demo class. Supply list for those that wish to stitch along at home.

Supply list is on our website.



NEW CLASS!

The Ultimate Multi-Hooping Embroidery Retreat

Donna - \$199.00 + Supplies

**Fri., Sat. & Sun., Nov. 28th, 29th & 30th
10:00 to 4:00 Each Day**

UMHER1125

Please Bring Your Own Lunch

Achieve great multi-hooping and in the hoop applique results using your embroidery machine during this 3 day retreat. Donna has digitized the Tilda free pattern "Putting Down Roots" for embroidery machines with a minimum hoop size 200 x 360. Gain confidence in your skills and use the designs to create wall hangings, pillows or go home and make the whole quilt. The choice is yours. This class is specifically for larger machines - such as the **Bernina 990, Epic 3, Janome CM17, Babylock Solaris Vision, Brother Luminare or Pfaff Creative Icon 2**. Class fee includes all designs, templates and basic instructions.

Supply list is on our website.



**Back by
popular
demand**

MACHINE EMB. & SEWING TECHNIQUES 24

Exploring Your New Bernina Magnetic Hoops

NEW CLASS!

Donna - \$69.00 + Supplies

Your new magnetic hoop will change the way you do things! In this full day class, you will get help updating your machine, setting up your new hoop for use and testing it out on a basic quilt sandwich. Also learn to use the hoop with embroidery stabilizers and fabric.

Fri., Nov 14th - 10:00 to 4:00

Supply list is on our website.

EYNBMH1125

Please Bring Your Own Lunch



Exploring Your New Dime Magnetic Hoops From OESD

NEW CLASS!

Donna - \$69.00 + Supplies

Your new DIME Magnetic hoops from OESD will change the way you do things! In this full day class get help setting up your new hoop for use and testing it out on a basic quilt sandwich. Also learn how to use the hoop with embroidery stabilizers and fabric.

Fri., Oct. 24th - 10:00 to 4:00

Supply list is on our website.

EYNDMH1025

Please Bring Your Own Lunch



Modern Fabric Art Bowls

NEW CLASS!

Donna \$69.00 + Supplies (Must purchase book to take class)


#1 - Fri., Sept. 26th - 10:00 to 1:00

#2 - Fri., Oct. 3rd - 10:00 to 1:00
Final Class

Experiment with shape and design! Use quilt blocks, applique, embroidery and more to create modern fabric bowls. All you need is a basic sewing machine and easy to find supplies. Great for those just getting to know their machine but fun for all. Each bowl can be made in 4 different sizes and the largest one makes a great cat bed! For class to learn the basics, we will be making the One-Cloth Wonder Bowl.

Supply list is on our website.

MFAB0925



25 MACHINE EMB. & SEWING TECHNIQUES

Stabilizer Know How

Donna \$20.00 + Supplies

Sat., Nov. 8th - 1:00 to 3:30

SKHWD1125

Join Donna to learn about all the various stabilizers available. Using the right stabilizer with a design and specific fabric is very important to having good embroidery results. A must for new owners and a brush up for those with more experience.

Supply list is on our website.

STABILIZERS



Machine Embroidery, Broken Star Log Cabin Quilt

NEW CLASS!

Julie - \$149.00 + Supplies

Prep: Wed., Nov. 5th - 2:00 to 5:00

#1 - Wed., Dec. 10th - 10:00 to 4:00

#2 - Wed., Feb. 18th, 2026 - 10:00 to 4:00
Final Class

Supply list is on our website.

MERSLC1125

Please Bring Your Own Lunch

For embroidery machines with 200 x 200 hoop capacity. The blocks for this quilt are embroidered and quilted in the hoop, then assembled into a stunning Log Cabin quilt that's sure to become a family heirloom. Learn how to use the CREATIVATE Library and monitor, send designs directly to your machine, stabilize your fabric, quilt in the hoop, assemble the blocks and complete your project.



Fresh Cut - Wool Applique

NEW CLASS!

Julie - \$72.00 + Supplies (Must purchase book to take class)

#1 - Wed., Jan. 21st, 2026 - 1:00 to 4:00

#2 - Wed., Feb 4th, 2026 - 1:00 to 4:00
Final Class

FCWA0126

Come and learn the fine art of "slow stitching". Cotton, wool, flannel and other specialty fabrics combined with a variety of threads and trims to add beautiful texture and depth to hand applique. Learn how to prepare your pieces for applique, several different basting methods, and a variety of embroidery stitches such as the blanket stitch, French Knot, chain stitch, lazy daisy and more.

Supply list is on our website.



Perfectly Sized, Matching Quilts Made Easy

Julie - \$145.00 + Supplies (Must own SINGER Memento Cutter)

Learn how to use your marvelous new SINGER Memento Cutter and the CREATIVATE free crafting software to design and cut out a quilt in any size with no complex calculations. In this introductory class, you'll learn how to access and use the quilting portion of the CREATIVATE software, connect to your Memento Cutter, install the rotary cutter, load the cutting mat, send a file and cut fabric. Piecing of the quilt will be demonstrated as time permits. A must for all new SINGER Memento owners.

Supply list is on our website.

Sun. & Mon., Jan 18th & 19th, 2026
10:00 to 4:00 - Each Day

PSMQME0126

Please Bring Your Own Lunch



SINGER | momento 24" (60.96cm) Craft Cutting Machine

Enjoy the flexibility of an extra large project space, plus the capability to cut fabric, paper, vinyl, and more at lightning-fast speeds.

Create Moments That Matter



A 24" (60.96cm) cutting space helps you handle large projects with ease



Everything you need to get started, including the Premium Rotary Fabric Blade, is included in the box.



High-precision cutting of intricate designs and fonts



Basic Crafting Software is FREE. Comes with a 30-day FREE trial of a mySewnet™ SILVER subscription, with access to use over 1,600 design files and 150 font styles.

Complete your crafting experience with a variety of tools and accessories designed for the SINGER® MOMENTO™ Craft Cutting Machine

Check out our selection today!



Husqvarna®

VIKING®

Embroidery Software Café**Donna - \$40.00/Session + Supplies**Fri., Oct. 10th - 1:30 to 4:30 **MESC1025**

Or

Fri., Nov. 7th - 1:30 to 4:30 **MESC1125**

Or

Fri., Dec. 5th - 1:30 to 4:30 **MESC1225**

Or

Fri., Jan. 9th, 2026 - 1:30 to 4:30 **MESC0126**

Or

Fri., Feb. 13th, 2026 - 1:30 to 4:30 **MESC0226**

Embroidery Software Café is an informal way to get help with your software products. Donna has lots of experience with many embroidery software packages. She can help you get to know how your software works and start you on your way to creating the projects you have in mind. The number of students per session is limited to ensure everyone gets the help they want.

Supply list is on our website.

Register early so you will not be disappointed.

**Bernina Software 9 Skill Builder #2****Donna - \$299.00 + Supplies**

#4 - Thurs., Oct. 23rd - 10:00 to 4:00

#5 - Thurs., Dec. 11th - 10:00 to 4:00

#6 - Thurs., Feb. 12th, 2026 - 10:00 to 4:00
Final Class**BS9-SB#20325**

Please Bring Your Own Lunch

Bernina Embroidery Software 9 is a very powerful program. Working in a group setting, each person's questions help everyone else. Each class will be a different topic with a variety of lessons to help you in the class advance your skills and confidence with the software. This is for new and current owners.

Supply list is on our website.**The Basics and Beyond of Husqvarna CREATIVATE (mySewnet) Software Club****Julie - \$159.00 + Supplies**

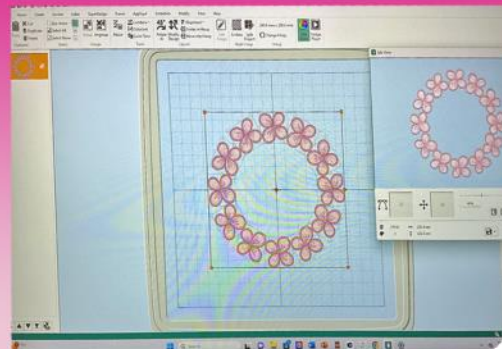
#1 - Wed., Oct. 1st - 10:00 to 4:00

#2 - Wed., Dec. 3rd - 10:00 to 4:00

#3 - Wed., Jan. 7th, 2026 - 10:00 to 4:00
Final Class**TBMSSC0325**

Please Bring Your Own Lunch

This class will explore all the wonderful aspects of your CREATIVATE (mySewnet) software. We'll explore both the new software features and work through a series of fun exercises to help build a creative foundation for your future projects.

Supply list is on our website.

Machine Embroidery Café

Donna - \$40.00/Session + Supplies

Machine Embroidery Café is an informal way to get help with your embroidery machine. Get help to start a project, fix a mistake or transfer designs to your embroidery machine. This is also great for help to complete a project started in a class with Donna. Get off to a good start with your "new to you" embroidery machine. The number of students per session is limited. Register early to avoid disappointment.

Supply list is on our website.

Thurs., Oct. 30th - 1:30 to 4:30 **MEC1025**

Or

Thurs., Dec. 18th - 1:30 to 4:30 **MEC1225**

Or

Thurs., Feb., 5th, 2026 - 1:30 to 4:30 **MEC0226**



1 Day Machine Embroidery/Software Café Retreat

Donna - \$72.50 + Supplies

NEW DATE!

Fri., Jan. 23rd, 2026 - 10:00 to 4:00
1DMESR0126

This expanded Machine Embroidery/Software Café Retreat is an informal way to get help with your embroidery or software products. Get help getting started with a project, fixing a mistake, finishing a project, transferring designs to your embroidery machine, or work on basic computer skills including help with your embroidery software, internet smarts, e-mail, etc. This is also a great class for those who have bought a previously owned embroidery machine and just need help getting going. The number of students per session is limited to ensure everyone gets the help they want. Register early so you will not be disappointed.

Please Bring Your Own Lunch

Supply list is on our website.

2 Day Machine Embroidery/Software Café Retreat

Donna - \$145.00 + Supplies

Thurs. & Fri., Sept. 18th & 19th
10:00 to 4:00 - Each Day
2DMESR0925

Or

Fri. & Sat., Jan. 30th & 31st, 2026
10:00 to 4:00 - Each Day
2DMESR0126

This expanded 2 Day Machine Embroidery/Software Café retreat is an informal way to get help with your embroidery or software projects. Get help getting started with a project, fixing a mistake, finishing a project, transferring designs to your embroidery machine or work on basic computer skills including help with your software, internet smarts, e-mail, etc. This is also a great class for those who have bought a previously owned embroidery machine and just need help getting going. The number of students is limited to ensure everyone gets the help they want. Register early so you will not be disappointed.

Supply list is on our website.

Please Bring Your Own Lunch

SUNDAY	MONDAY	TUESDAY	WEDNESDAY	THURSDAY	FRIDAY	SATURDAY
	1 CLOSED 	2	3	4 Learn how to Maintain your Sewing Machine	5	6
7	8 Ruler Quilting Fun 4 All Club #5 Class	9	10 Take Your Free Motion Quilting Skills to the Next Level Club #6 Final Class	11	12 	13  CUSTOMER APPRECIATION
14	15	16	17	18 	19	20 
21	22	23 Daytime U.F.O.	24 Afternoon U.F.O. Evening U.F.O.	25 Janome Continental M17 VIP Club #5 Class	26 Modern Fabric Art Bowls #1 Class	27 Janome Memory Craft 550E of 500E Guide Lesson
28 CLOSED	29 CLOSED	30 CLOSED 				

OCTOBER

30

SUNDAY	MONDAY	TUESDAY	WEDNESDAY	THURSDAY	FRIDAY	SATURDAY
			1 The Basics and Beyond of Husqvarna CREATIVATE (mySewnet) #1 Class	2  Sit & Sew Snip & Stitch	3 Modern Fabric Art Bowls #2 Final Class	4 1 Day Machine Emb. Software Retreat
5	6 Ruler Quilting Fun 4 All Club #6 Final Class	7 Tips and Tricks for Tailored Blouses Prep Class New Look at Rag Quilts With a Panel #1 Class	8 Reverse Applique with Ruler Quilting #1 Class What's Ruler Work All About? Demo	9 Learn how to Maintain your Sewing Machine	10 What Judges Observe at all Levels of Quilting Emroidery Software Caf�	11 Hoopsisters Sampler Bouquet - Embroider Aliog #1 Class
12 CLOSED	13 CLOSED  Happy Thanksgiving	14 The Trillium Dress Prep Class New Look at Rag Quilts With a Panel #2 Final Class	15 Introduction to Free Motion Quilting #1 Class	16  Sit & Sew Snip & Stitch	17 Garment Sewer's 2 Day Retreat GS2DR1025	
19	20 Barn Star Stash Busters Club #1 Class	21 Daytime U.F.O.	22 Reverse Applique with Ruler Quilting #2 Final Class Introduction to Free Motion Quilting #2 Class	23 BERNINA Software 9 Skill Builder #2 #4 Class	24 Exploring Your New Dime Magnetic Hoops From OESD	25 Get to Know Your BERNINA Sewing Machine
26	27 Jelly Roll Jam	28 Tips and Tricks for Tailored Blouses #1 Final Class	29 Afternoon U.F.O. Evening U.F.O.	30 Machine Emb. Caf�	31 Bernina B990 VIP Club #7 Class	

SUNDAY	MONDAY	TUESDAY	WEDNESDAY	THURSDAY	FRIDAY	SATURDAY
						1 Hoopsisters Sampler Bouquet - Embroider Aliog #2 Class <hr/> Serger Stitches for Garment Sewers
2	3 All Day U.F.O.	4 The Trillium Dress #1 Final Class	5 Machine Emb., Broken Star Log Cabin Quilt Prep Class	6 Janome Continental M17 VIP Club #6 Final Class	7 Emroidery Software Caf�	8 Exploring Jane Austen Costumes <hr/> Stabilizer Know How
9 CLOSED	10 CLOSED	11 CLOSED 	12 Afternoon U.F.O. Evening U.F.O.	13 Compelled to Action "Sewers & Quilters Needed!"	14 Exploring Your New BERNINA Magnetic Hoops	15 Bags... Bags... & More Bags with Brenda
16 Two Day U.F.O Retreat TDUFOR1125	17	18 	19 Ron Collins New Quilted Sneaker RCQSW1125#1	20 Exclusive Day with Ron Collins RCESWR1125	21	22 Ron Collins 4 Day Ultimate Retreat RC4DR1125
23	24 Ron Collins 4 Day Ultimate Retreat RC4DR1125	25	26 Ron Collins New Quilted Sneaker RCQSW1125#2	27 Ron Collins New Quilted Sneaker RCQSW1125#3	28	29 The Ultimate Multi-Hooping Emb. Retreat UMHER1125
30 The Ultimate Multi-hooping Emb. Retreat UMHER1125						

DECEMBER

32

SUNDAY	MONDAY	TUESDAY	WEDNESDAY	THURSDAY	FRIDAY	SATURDAY
	1	2 Emily Taylor Collage "New Method" Prep Class Pick Your Animal! Using the Jelly Roll Animal Quilt Book Prep Class	3 The Basics and Beyond of Husqvarna CREATIVATE (mySewnet) #2 Class	4 Get to Know Your BERNINA L890	5 Emroidery Software Café	6 Hoopsisters Sampler Bouquet - Embroider Aliog #3 Final Class Sergers 101
7	8 All Day U.F.O.	9 Daytime U.F.O.	10 Machine Emb., Broken Star Log Cabin Quilt #1 Class	11 BERNINA Software 9 Skill Builder #2 #5 Class	12 Decorative Free Motion Quilted Table Runner #1 Class	13 Get to Know Your BERNINA Emb. Machine
14	15 Barn Star Stash Busters Club #2 Class	16 Sit & Sew Snip & Stitch	17 Afternoon U.F.O. Evening U.F.O.	18 Machine Emb. Café	19 Bernina B990 VIP Club #8 Class	20 The Quilt Binding Bible Hands On
21	22	23	24 Closing early at 2:30	25 CLOSED MERRY Christmas	26 CLOSED	27 CLOSED
28 CLOSED	29 CLOSED	30 CLOSED	31 Happy New Year			

SUNDAY	MONDAY	TUESDAY	WEDNESDAY	THURSDAY	FRIDAY	SATURDAY
				1 CLOSED	2	3
4	5	6 Pick Your Animal! Using the Jelly Roll Animal Quilt Book #1 Final Class	7 The Basics and Beyond of Husqvarna CREATIVATE (mySewnet) #3 Final Class	8 Learn how to Maintain your Sewing Machine	9 Emroidery Software Cafè	10
11	12	13 Daytime U.F.O.	14  Sit & Sew Snip & Stitch	15  Sit & Sew Snip & Stitch	16 Decorative Free Motion Quilted Table Runner #2 Final Class	17
18 Perfectly Sized, Matching Quilts Made Easy PSMQME0126	19	20 Emily Taylor Collage "New Method" #1 Final Class	21 Fresh Cut - Wool Applique #1 Class	22	23 1 Day Machine Emb./Software Cafè Retreat	24
25	26 Barn Star Stash Busters Club #3 Class	27	28 Afternoon U.F.O. Evening U.F.O.	29	30 2 Day Machine Emb/Software Cafè Retreat 2DMESR0126	31

34

A vibrant illustration of a winter night scene. On the left, a snowman wearing a yellow hat and scarf is on red skis. In the center, two children, a girl in a yellow jacket and a boy in a blue jacket, are playing in the snow. The background shows snow-covered houses with lit windows and a dark blue sky with stars, snowflakes, and a full moon.

WINTER



to

Spring

2026 class schedule

Will launch February 2026

As always we promise to keep those creative juices flowing.

There will be lots of “New Classes” and “Events” starting in 2026.



We will be closed every Sunday, Monday and Holidays.

If a class is on a Sunday or Monday the store is still closed.


Snip & Stitch
SEWING CENTRE
NANAIMO



**1-800-789-1730
250-756-2176**

**#1-4047 NORWELL DRIVE
NANAIMO, BC V9T 1Y6
www.snipandstitch.com
email: info@snipandstitch.com**